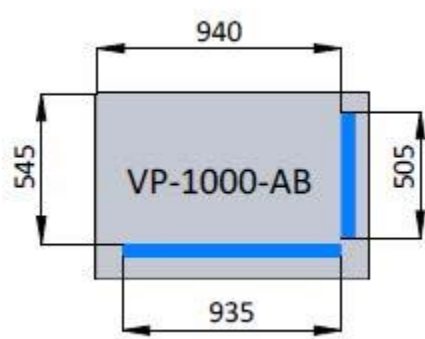
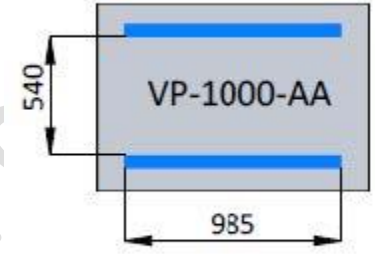
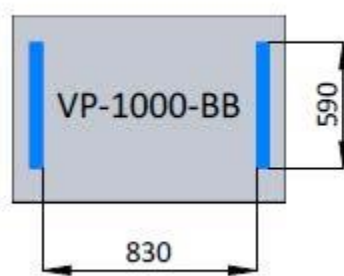





Vacuum Packaging Machine VP-1000

Models based on Seal Bar Configuration

Model	Seal Bar Combination
VP-1000 AB (Standard)	 <p>Diagram showing the seal bar combination for the VP-1000-AB model. The main body is a gray rectangle with dimensions 940 (width) and 545 (height). Inside, there is a blue horizontal seal bar at the bottom and a blue vertical seal bar on the right side. The bottom seal bar has a width of 935, and the right seal bar has a height of 505. The text 'VP-1000-AB' is centered in the gray area.</p>
VP-1000 AA	 <p>Diagram showing the seal bar combination for the VP-1000-AA model. The main body is a gray rectangle with dimensions 985 (width) and 540 (height). Inside, there are two blue horizontal seal bars, one near the top and one near the bottom. The text 'VP-1000-AA' is centered in the gray area.</p>
VP-1000 BB	 <p>Diagram showing the seal bar combination for the VP-1000-BB model. The main body is a gray rectangle with dimensions 830 (width) and 590 (height). Inside, there are two blue vertical seal bars, one on the left and one on the right. The text 'VP-1000-BB' is centered in the gray area.</p>

Type of Control Panels

Name	Configuration
Time Control Panel without Gas	 A rectangular control panel with a blue face. It features a grid of buttons with various symbols (flame, gas, etc.) and a large analog pressure gauge on the right side. The 'ak' logo is visible at the bottom right.
Time Control Panel with Gas	 A rectangular control panel with a blue face, similar to the first one. It includes a grid of buttons and an analog pressure gauge on the right. The 'ak' logo is at the bottom right.
Sensor Control Panel with Gas	 A rectangular control panel with a blue face. It features a grid of buttons with symbols like a flame and a gas cylinder. The 'ak' logo is on the left side.

A	B	C
1,080 mm.	700 mm.	1,040 mm.

